



MPI Lab

Steve Lantz
Susan Mehringer

Introduction to Parallel Computing
July 14, 2010



MPI Lab

- Parallelization (Calculating π in parallel)
 - How to split a problem across multiple processors
 - Broadcasting input to other nodes
 - Using MPI_Reduce to accumulate partial sums
- Sharing Data Across Processors (Updating ghost cells)
 - How ghost cells are used in finite difference problems
 - Using Sendrecv for deadlock-free transfers involving simultaneous Sends and Receives on a node



Getting Started

- Login to tg-login.ranger.tacc.teragrid.org
- Untar the lab source code

```
login3% cd $HOME
login3% tar xf ~train400/mpi_lab.tar
```
- Part 1: Calculating π

```
cd $HOME/mpi_lab/pi
```
- Part 2: Ghost Cell Update

```
cd $HOME/mpi_lab/ghosts
```



Part 1: Calculating π – Basic Course of Action

- Objective: parallelize serial π calculation, starting with serial code (serial_pi.c or serial_pi.f90).

```
for (i=1; i<=n; i++) {  
    x = h * ( (double)(i) - 0.5e0 );  
    sum = sum + f(x); }  
}
```

```
do i = 1, n  
    x = h * (dble(i) - 0.5_KR8)  
    sum = sum + f(x)  
end do
```

- Each processor will perform a partial sum for $x_i, x_{i+N}, x_{i+2N}, x_{i+3N}, \dots$ where N is the processor count, and i is the rank.

```
for (i=myid+1; i<=n; i=i+numprocs) {  
    x = h * ( (double)(i) - 0.5e0 );  
    sum = sum + f(x); }  
}
```

```
do i = myid+1, n, numprocs  
    x = h * (dble(i) - 0.5_KR8)  
    sum = sum + f(x)  
end do
```

- Accumulate and add partial sums on processor 0.

```
ierr = MPI_Reduce(&part_pi,&pi,1,MPI_DOUBLE, MPI_SUM,0,MPI_COMM_WORLD )  
call MPI_Reduce(mympi, pi,1,MPI_DOUBLE_PRECISION,MPI_SUM,0,MPI_COMM_WORLD,ierr)
```



Calculating π – MPI_Init and Finalize

- Modify the serial_pi.f or serial_pi.c file.
 - cp serial_pi.f90 pi.f90 or cp serial_pi.c pi.c
 - Include MPI startup and finalization routines at the beginning and end of pi.c/f90. Also include declaration statements for the rank and number of processors (myid and numprocs, respectively)

C: #include "mpi.h" or F90: include "mpif.h"

...MPI_Init(...)

...MPI_Comm_rank(MPI_COMM_WORLD...)

...MPI_Comm_size(MPI_COMM_WORLD...)

...

...MPI_Finalize(...)

Initialization

Serial Code

End of Code

Don't forget: Declare myid, numprocs, and ierr as ints in C, integers in Fortran
Use "call" and an error argument in FORTRAN; error is a return value in C code
Use myid and numprocs for the rank and processor count



Calculating π – Read & Form Partial Sums

- Have rank 0 processor read n , the total # elements to integrate
 - Make the read statement conditional, only on root, with:
`if (myid == 0) read...`
 - Broadcast n to the other nodes
`MPI_Bcast(n,1,<datatype>,0,MPI_COMM_WORLD...)`
Use `MPI_INTEGER` and `MPI_INT` for Fortran and C datatypes, respectively (use `&n` address for C)
- Specify integral elements for each processor
 - F90: `do i = 1,n` → `do i = myid+1, n, numprocs`
 - C: `for(i=1; i<=n; i++)` → `for(i=myid+1; i<=n; i=i+numprocs)`



Calculating π – MPI_Reduce Partial Sums

- Assign the sum from each rank to a partial sum
 - declare `part_pi` as a double [`real(KR8)` in F90]
 - after the loop, replace “`pi = h * sum`” with:
`part_pi = h * sum;` followed by
- Sum the partial sums with an MPI_Reduce call
`...MPI_Reduce(part_pi,pi,1,<type>,MPI_SUM,0,
MPI_COMM_WORLD...)`
where `<type>` is `MPI_DOUBLE` or `MPI_DOUBLE_PRECISION` for C and F90, respectively; use addresses `&part_pi` and `&pi` in C code
- Write out π & calc. `pi`, from rank 0 proc (use if)
 - `if (myid == 0) print...`



Calculating π – Testing the Code

- Compile code (see parallel_pi.c or .f90 for finished parallel version)

```
mpif90 -O3 pi.f90
```

```
mpicc -O3 pi.c
```

- Prepare job (edit 'job' in current directory)

Modify the processor count:

- Keep the # of processors per node set to 16 (keep the “16way”)

- The last argument, divided by 16, is the number of nodes

Add a line to identify your account:

```
#$ -A 20100714HPC
```

Create a file called “input” and include the total elements (n) on the first line:

```
echo 2000 > input
```

- Submit job

```
qsub job
```

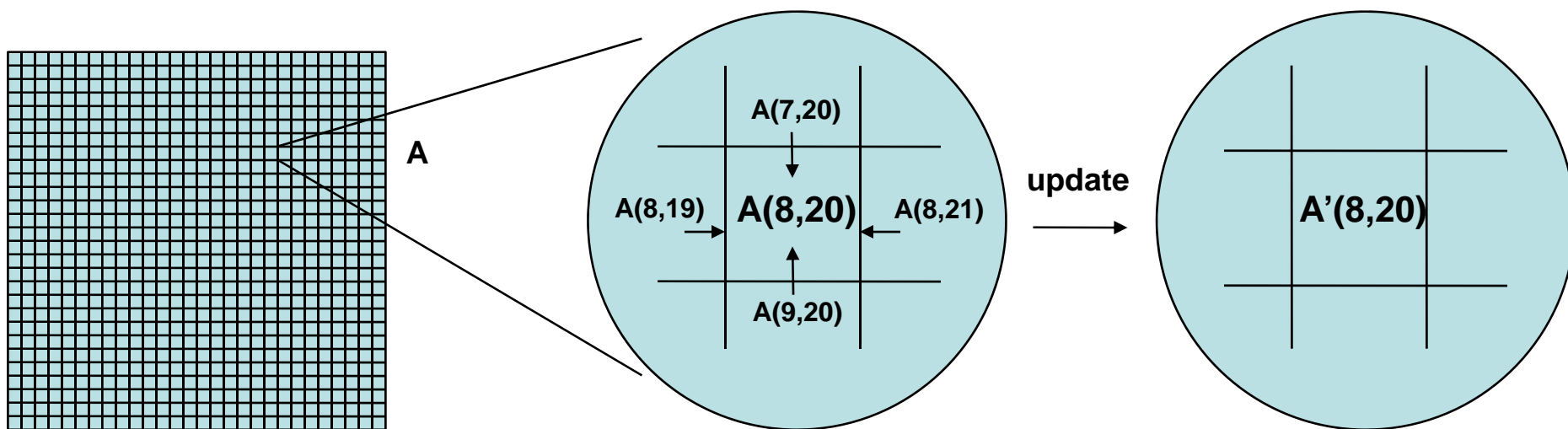



Part 2: Sharing Data Across Processors



Overview

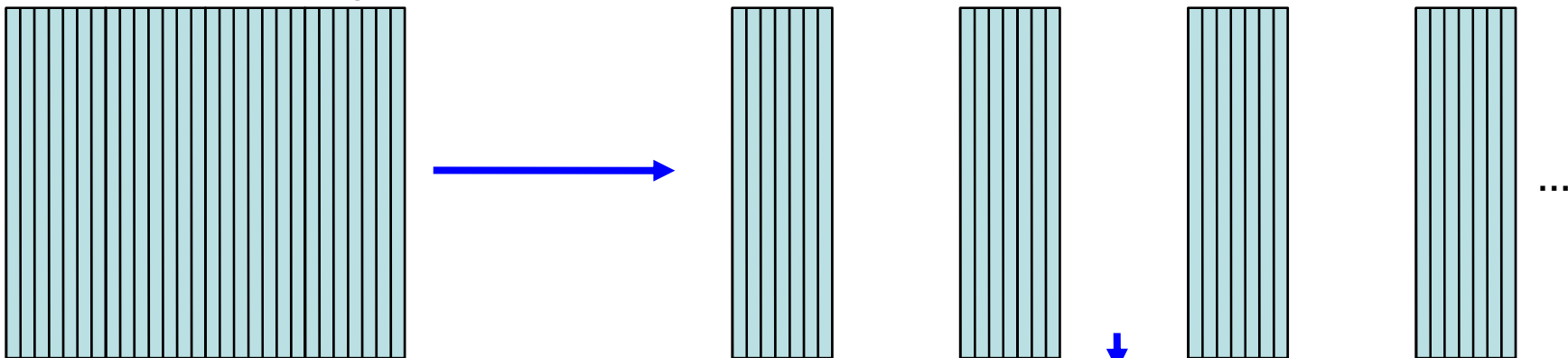
- Solve 2-D partial differential equation (finite difference)
 - represent x-y domain as 2-D grid of points*
 - solution matrix= $A(x,y)$
 - initialize grid elements with guess
 - iteratively update solution matrix (A) until converged
 - each iteration uses “neighbor” elements to update A



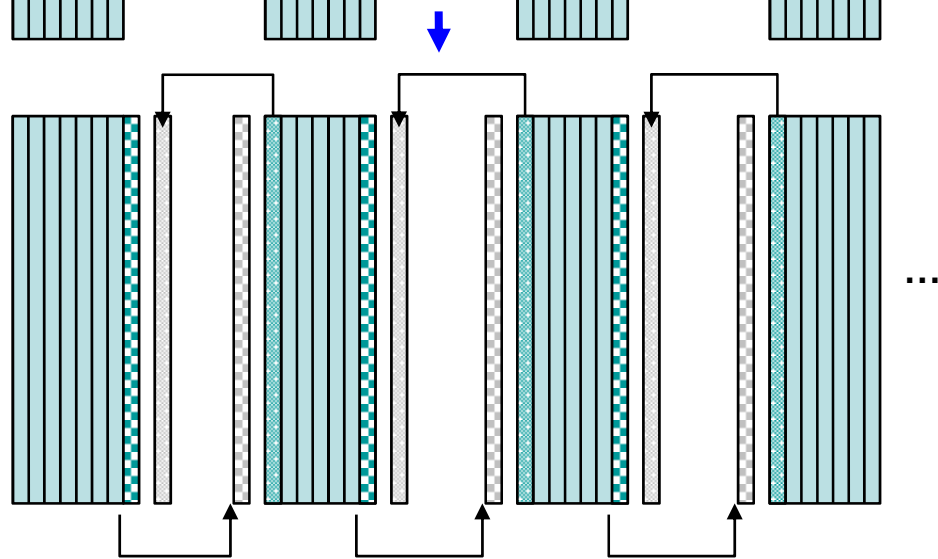


Domain Decomposition

Decompose 2-D grid into column blocks across p processors



Need to duplicate edge columns on neighbor processors & send updated values after each iteration. That is, create ghost columns (gray) from real columns (patterned) on neighbor processors.





Sharing Data Across Processors – Serial to Parallel

- From a simple serial code, decompose a domain (matrix) into column slices for each processor, include ghost cells, and create a subroutine for transferring real (calculated) columns to ghost column on the neighbor processor. Extend the A matrix to hold the neighbors: $A(N,N) \rightarrow A(N,N+2)$.

- Instructions:

```
cd $HOME/mpi_lab/ghosts
```

```
cp serial.c myghost.c      (for C programmers)
```

```
cp serial.f90 myghost.f90 (for F90 programmers)
```

(ghost_1d.c/f90 are example, completed codes)



Outline: Serial To Parallel

serial code (serial)



parallel code (myghost)

```
main program
  matrix A

loop
  jacob_update(A)
end loop

end main
jacob_update
```

```
main program
  matrix A {include ghosts in A}

initialize MPI, get rank size

loop
  jacob_update(A)
  ghost_exchange(A)
end loop

finalize MPI

end main
jacob_update modify for ghosts
routine ghost_exchange
```



Domain Decomposition

- Look over the serial.c or serial.f90 code.
 - The code loops over a jacob_update routine which simply increases all values in a matrix (to emulate a stencil update in a Finite Difference code).

Fortran

```
real*8 :: A(n,n)
...

do iter = 1,LOOPS
  call jacob_update(a,n,iter)
end do

...

subroutine jacob_update()
  A(i,j) = iter
```

C

```
#define A(i,j) a( (i-1) + (j-1)*n )
double a[n*n];

for(iter=1; iter<=LOOPS; iter++){
  jacob_update(a,n,iter)
}

...

Void jacob_update(){
  A(i,j) = (double) (iter);
```



Domain Decomposition

Matrix Layout – Serial Code

	columns				
	1	2	3	4	<i>j</i>
rows					
1	1	5	9	13	
2	2	6	10	14	
3	3	7	11	15	
4	4	8	12	16	

i

indexing: { $i = 1,n$; $j=1,n$ }

```
real*8 :: A(n,n);
```

A(i,j)...

Fortran

indexing: { $i = 1,n$; $j=1,n$ }

```
#define A(i,j) a( (i-1) + (j-1)*n )  
double a[ n*n ];
```

A(i,j)...

C



Domain Decomposition

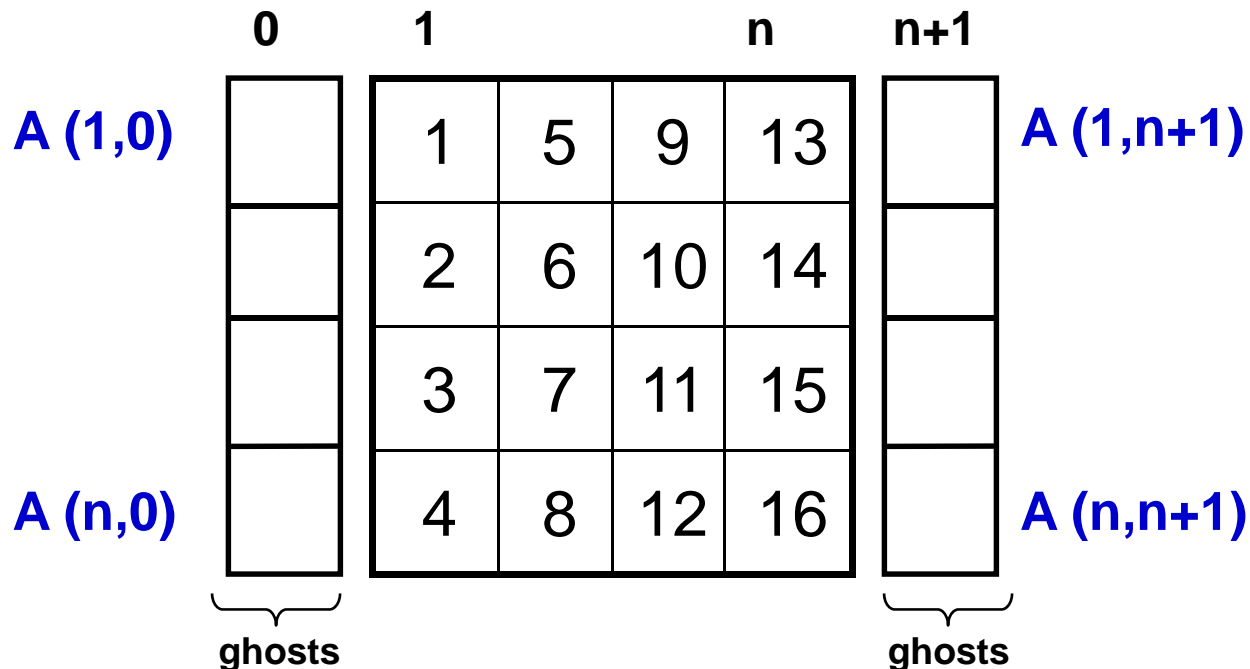
Matrix Layout with Ghost Cells

Redefine array for easy ghost access

```
real*8 :: A(n, 0:n+1) Fortran
```

```
#define A(i,j) a( (i-1) + (j)*n )  
double a[n*(n+2)];
```

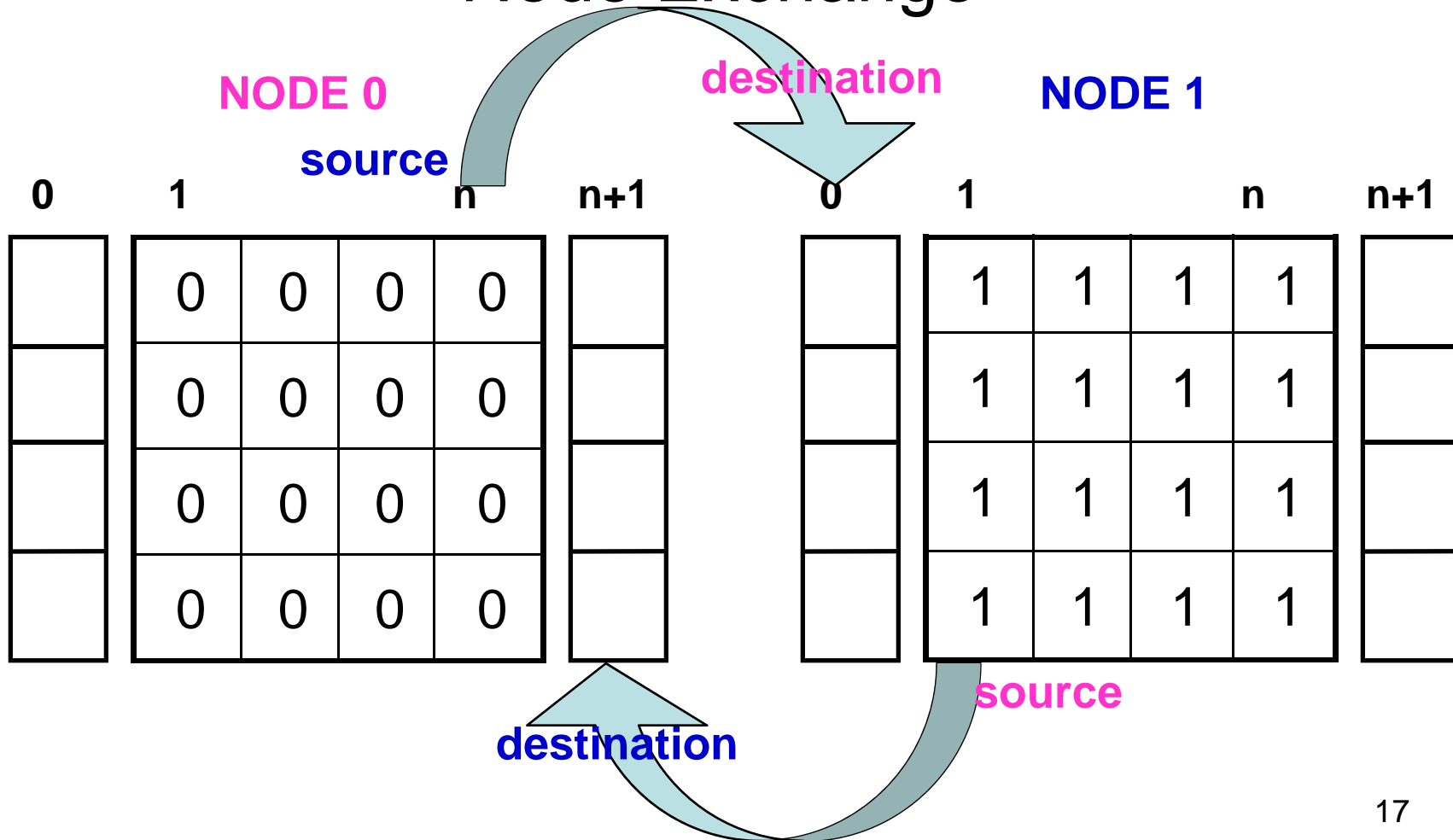
C





Domain Decomposition

Node Exchange





Domain Decomposition

- Include the usual MPI_Init & MPI_Finalize statements:

define ierr, irank, nrank as integers

```
...MPI_Init(...);  
...MPI_Comm_rank(MPI_COMM_WORLD, irank*,...);  
...MPI_Comm_size(MPI_COMM_WORLD, nrank*...);  
...  
...MPI_Finalize(...);
```

(Don't forget to include mpif.h or mpi.h.)

(Don't forget to declare irank and nrank.)

* &irank and &nrank for C code



Domain Decomposition

- Create a subroutine for the exchange:
ghost_exchange(a,n,iter,irank,nranks)
- Create destination and source numbers for the exchange

```
idest = irank + 1;  
isrc  = irank - 1;  
if(idest == nranks) idest = MPI_PROC_NULL;  
if(isrc  == -1) isrc  = MPI_PROC_NULL;
```

C prototype: void ghost_exchange(double *a, int n, int iter, int irank, int nranks);
include type statements for idest, isrc (integers)



Domain Decomposition

- Send right data column to right neighbor, into its left ghost column.

```
MPI_Sendrecv(A(1, n), n, <type>, idest, 8, A(1, 0), n, <type>,  
            isrc , 8, MPI_COMM_WORLD, status,...);
```

See top arrow(s) of slide 17. Use &A(1,n), &A(1,0), &status for C.

- Send left data columns to left neighbor, into its right ghost column.

```
MPI_Sendrecv(A(1, 1), n, <type>, isrc, 9, A(1, n+1), n, <type>,  
            idest , 9, MPI_COMM_WORLD, status,...);
```

See bottom arrow(s) of slide 17. Use &A(1,1), &A(1,n+1), &status for C.

C declaration: MPI_Status status F90: integer status(MPI_STATUS_SIZE)



Domain Decomposition – jabobi_update Changes

- Ghost column 0 & n+1 accommodated by C #define:

```
#define A(i,j) a( (i-1) + (j-1)*n )  →  #define A(i,j) a( (i-1) + (j)*n )
double a[N*N];                      double a[N*(N+2)];
```

```
for(i=1; i<=n; i++){                no change
    for(j=1; j<=n; j++){              →
        A(i,j) = (double) (iter);
    } }                               for(i=1; i<=n; i++){
                                        for(j=1; j<=n; j++){
                                            A(i,j) = (double) (iter);
                                        } }
}
```

- Ghost column 0 & n+1 accommodated by F90 array declaration:

```
A(1:N, 1:N) = iter;                 no change
                                   →
A(1:N, 1:N) = iter;
```

Because new indexing in declaration accommodates ghost vectors:

```
real*8 :: A(1:n, 1:n)                →  real*8 :: A(n, 0:n+1)
```



Domain Decomposition – Testing the Code

- Compile code (see ghost_1d.c or .f90 for finished parallel version)

```
mpif90 -O3 myghost.f90
```

```
mpicc -O3 myghost.c
```

- Prepare job

Modify the processor count:

- Keep the # of processors per node set to 16 (keep the “16way”)

- The last argument, divided by 16, is the number of nodes.

Add a line to identify your account:

```
#$ -A 20100714HPC
```

- Submit job

```
qsub job
```