



Vectorization

Aaron Birkland
Consultant
Cornell CAC

With contributions from TACC training materials.

Parallel Computing on Stampede
June 18, 2013.



What is Vectorization?

- **Hardware Perspective:** Specialized instructions, registers, or functional units to allow in-core parallelism for operations on arrays (vectors) of data.
- **Compiler Perspective:** Determine how and when it is possible to express computations in terms of vector instructions
- **User Perspective:** Determine how to write code in a manner that allows the compiler to deduce that vectorization is possible.



Vectorization: Hardware

- Goal: parallelize computations over vector arrays
- SIMD: Single Instruction Multiple Data
- Many instances of a single operation executing simultaneously
 - Late '90s – present, commodity CPUs (x86, x64, PowerPC, etc)
 - Small vectors, few cycles per instruction
 - Newer CPUs (Sandy Bridge) can pipeline some SIMD instructions as well – best of both worlds.



Vectorization via SIMD: Motivation

- CPU speeds reach a plateau
 - Power limitations!
 - Many “slow” transistors more efficient than fewer “fast” transistors
- Process improvements make physical space cheap
 - Moore’s law, 2x every 18-24 months
 - Easy to add more “stuff”
- One solution: More cores
 - First dual core Intel CPUs appear in 2005
 - Increasing in number rapidly (e.g. 8 in Stampede, 60+ on MIC)
- Another Solution: More FPU units per core – vector operations
 - First appeared on a Pentium with MMX in 1996
 - Increasing in vector width rapidly (e.g. 512-bit [8 doubles]) on MIC

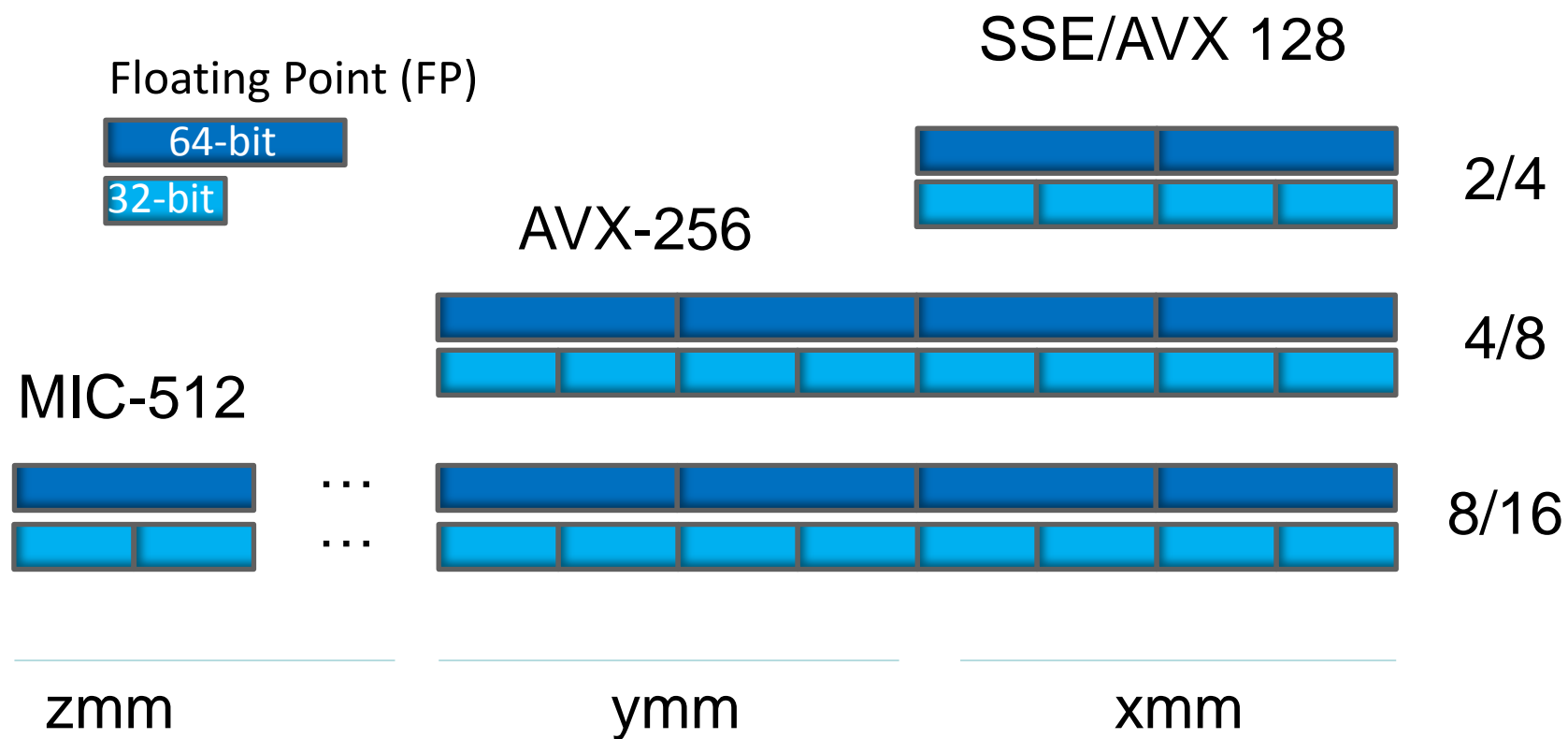


Vectorization via SIMD: History

| Year | Registers | Instruction Set | |
|-------|--------------|-----------------|---------------------------------|
| ~1997 | 80-bit | MMX | Integer SIMD (in x87 registers) |
| ~1999 | 128-bit | SSE1 | SP FP SIMD (xmm0-8) |
| ~2001 | 128-bit | SSE2 | DP FP SIMD (xmm0-8) |
| --- | 128-bit | SSEx | |
| ~2010 | 256-bit | AVX | DP FP SIMD (ymm0-16) |
| ~2012 | 512-bit | (MIC) | |
| ~2014 | 512-1024-bit | (???) | |



Vector Registers





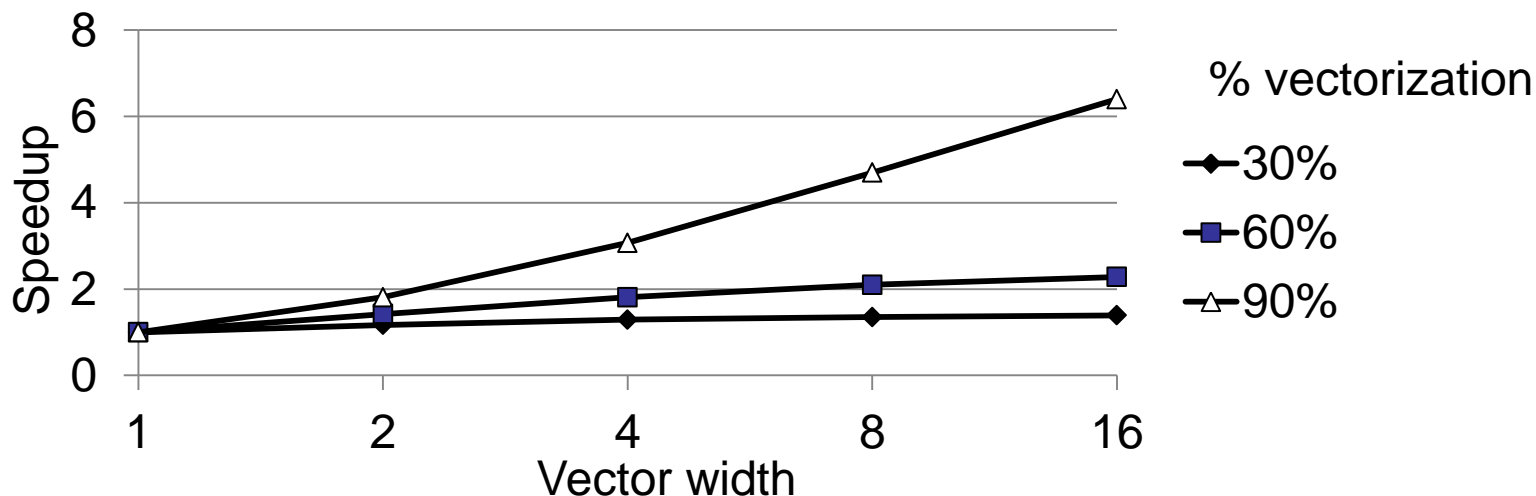
Speed

- True SIMD parallelism – typically 1 cycle per floating point computation
 - Exception: Slow operations like division, square roots
- Speedup (compared to no vector) proportional to vector width
 - 128-bit SSE – 2x double, 4x single
 - 256-bit AVX – 4x double, 8x single
 - 512-bit MIC – 8x double, 16x single
- Hypothetical AVX example: $8 \text{ cores/CPU} * 4 \text{ doubles/vector} * 2.0 \text{ GHz} = 64 \text{ Gflops/CPU DP}$



Speed

- Clearly memory bandwidth is potential issue, we'll explore this later
 - Poor cache utilization, alignment, memory latency all detract from ideal
- SIMD is parallel, so Amdahl's law is in effect!
 - Serial/scalar portions of code or CPU are limiting factors
 - Theoretical speedup is only a ceiling





User Perspective

Let's take a step back – how can we leverage this power

- Program in assembly
 - Ultimate performance potential, but only for the brave
- Program in intrinsics
 - Step up from assembly, useful but risky
- Let the compiler figure it out
 - Relatively “easy” for user, “challenging” for compiler
 - Less expressive languages like C make compiler’s job more difficult
 - Compiler may need some hand holding.
- Link to an optimized library that does the actual work
 - e.g. Intel MKL, written by people who know all the tricks.
 - Get benefits “for free” when running on supported platform



Vector-aware coding

- Know what makes vectorizable at all
 - “for” loops (in C) or “do” loops (in fortran) that meet certain constraints
- Know where vectorization will help
- Evaluate compiler output
 - Is it really vectorizing where you think it should?
- Evaluate execution performance
 - Compare to theoretical speedup
- Know data access patterns to maximize efficiency
- Implement fixes: directives, compilation flags, and code changes
 - Remove constructs that make vectorization impossible/impractical
 - Encourage/force vectorization when compiler doesn't, but should
 - Better memory access patterns



Writing Vector Loops

- Basic requirements of vectorizable loops:
 - Countable at runtime
 - Number of loop iterations is known before loop executes
 - No conditional termination (break statements)
 - Have single control flow
 - No Switch statements
 - 'if' statements are allowable when they can be implemented as masked assignments
 - Must be the innermost loop if nested
 - Compiler may reverse loop order as an optimization!
 - No function calls
 - Basic math is allowed: pow(), sqrt(), sin(), etc
 - Some Inline functions allowed



Conceptualizing Compiler Vectorization

- Think of vectorization in terms of loop unrolling
 - Unroll N interactions of loop, where N elements of data array fit into vector register

```
for (i=0; i<N;i++) {  
    a[i]=b[i]+c[i];  
}
```



```
for (i=0; i<N;i+=4) {  
    a[i+0]=b[i+0]+c[i+0];  
    a[i+1]=b[i+1]+c[i+1];  
    a[i+2]=b[i+2]+c[i+2];  
    a[i+3]=b[i+3]+c[i+3];  
}
```



```
Load b(i..i+3)  
Load c(i..i+3)  
Operate b+c->a  
Store a
```



Compiling Vector loops

- Intel Compiler:
 - Vectorization starts at optimization level `-O2`
 - Will default to SSE instructions and 128-bit vector width
 - use `-xAVX` to use AVX and 256-bit vector width. Only runs on newer CPUs
 - Can embed SSE *and* AVX instructions in the same binary with `-axAVX`
 - Will run AVX on CPUs with AVX support, SSE otherwise
 - `-vec-report=<n>` for a vectorization report
- GCC
 - Vectorization is disabled by default, regardless of optimization level
 - Need `-ftree-vectorize` flag, combined with optimization `> -O2`
 - SSE by default, `-mavx -march=corei7-avx` for AVX
 - `-ftree-vectorizer-verbose` for a vectorization report



Lab: Simple Vectorization

In this lab you will

- Use the Intel compiler to create vectorized with non-vectorized code
- Compare the performance of vectorized vs non-vectorized code
- Take an initial look at compiler vectorization reports



Lab: Simple Vectorization

| | Compile Options | Time | Speedup |
|-------------|-------------------|--------|---------|
| Host CPU | -no-vec -O3 | .67s | 1x |
| | -O3 | .37s | 1.8x |
| | -O3 -xAVX | .25s | 2.7x |
| | Compile Options | Time | Speedup |
| MIC | -no-vec -mmic -O3 | 13.22s | 1x |
| | -mmic -O3 | 2.78s | 4.8x |

Notes:

- One MIC thread can only use 50% of a core
- Amdahl's law for 90% vectorized predicts (1x, 1.8x, 3x, 4.7x)



Challenge: Loop Dependencies

- Vectorization changes the order of computation compared to sequential case
- Compiler must be able to prove that vectorization will produce correct result.
- Need to consider independence of *unrolled* loop operations – depends on vector width
- Compiler performs dependency analysis



Loop Dependencies: Read After Write

Consider the loop:

$a = \{0, 1, 2, 3, 4\}$

$b = \{5, 6, 7, 8, 9\}$

```
for ( i=1; i<N; i++)  
    a[i] = a[i-1] + b[i];
```

Applying each operation sequentially:

$$a[1] = a[0] + b[1] \rightarrow a[1] = 0 + 6 \rightarrow a[1] = 6$$

$$a[2] = a[1] + b[2] \rightarrow a[2] = 6 + 7 \rightarrow a[2] = 13$$

$$a[3] = a[2] + b[3] \rightarrow a[3] = 13 + 8 \rightarrow a[3] = 21$$

$$a[4] = a[3] + b[4] \rightarrow a[4] = 21 + 9 \rightarrow a[4] = 30$$

$a = \{0, 6, 13, 21, 30\}$



Loop Dependencies: Read After Write

Consider the loop:

$a = \{0, 1, 2, 3, 4\}$

$b = \{5, 6, 7, 8, 9\}$

```
for( i=1; i<N; i++)  
    a[i] = a[i-1] + b[i];
```

Applying each operation sequentially:

$a[1] = a[0] + b[1] \rightarrow a[1] = 0 + 6 \rightarrow a[1] = 6$

$a[2] = a[1] + b[2] \rightarrow a[2] = 6 + 7 \rightarrow a[2] = 13$

$a[3] = a[2] + b[3] \rightarrow a[3] = 13 + 8 \rightarrow a[3] = 21$

$a[4] = a[3] + b[4] \rightarrow a[4] = 21 + 9 \rightarrow a[4] = 30$

$a = \{0, 6, 13, 21, 30\}$



Loop Dependencies: Read After Write

Now let's try vector operations:

$a = \{0, 1, 2, 3, 4\}$

$b = \{5, 6, 7, 8, 9\}$

```
for ( i=1; i<N; i++)  
    a[i] = a[i-1] + b[i];
```

Applying vector operations, $i=\{1, 2, 3, 4\}$:

$a[i-1] = \{0, 1, 2, 3\}$ (load)

$b[i] = \{6, 7, 8, 9\}$ (load)

$\{0, 1, 2, 3\} + \{6, 7, 8, 9\} = \{6, 8, 10, 12\}$ (operate)

$a[i] = \{6, 8, 10, 12\}$ (store)

$a = \{0, 6, 8, 10, 12\} \neq \{0, 6, 13, 21, 30\}$ NOT VECTORIZABLE



Loop Dependencies: Write after Read

Consider the loop:

$a = \{0, 1, 2, 3, 4\}$

$b = \{5, 6, 7, 8, 9\}$

```
for ( i=0; i<N; i++)  
    a[i] = a[i+1] + b[i];
```

Applying each operation sequentially:

$$a[0] = a[1] + b[0] \rightarrow a[0] = 1 + 5 \rightarrow a[0] = 6$$

$$a[1] = a[2] + b[1] \rightarrow a[1] = 2 + 6 \rightarrow a[1] = 8$$

$$a[2] = a[3] + b[2] \rightarrow a[2] = 3 + 7 \rightarrow a[2] = 10$$

$$a[3] = a[4] + b[3] \rightarrow a[3] = 4 + 8 \rightarrow a[3] = 12$$

$a = \{6, 8, 10, 12, 4\}$



Loop Dependencies: Write after Read

Now let's try vector operations:

$a = \{0, 1, 2, 3, 4\}$

$b = \{5, 6, 7, 8, 9\}$

```
for ( i=0; i<N; i++)  
    a[i] = a[i+1] + b[i];
```

Applying vector operations, $i=\{1, 2, 3, 4\}$:

$a[i+1] = \{1, 2, 3, 4\}$ (load)

$b[i] = \{5, 6, 7, 8\}$ (load)

$\{1, 2, 3, 4\} + \{5, 6, 7, 8\} = \{6, 8, 10, 12\}$ (operate)

$a[i] = \{6, 8, 10, 12\}$ (store)

$a = \{0, 6, 8, 10, 12\} = \{0, 6, 8, 10, 12\}$ VECTORIZABLE



Loop Dependencies

- Read After Write
 - Also called “flow” dependency
 - Variable written first, then read
 - Not vectorizable

```
for( i=1; i<N; i++)  
    a[i] = a[i-1] + b[i];
```

- Write after Read
 - Also called “anti” dependency
 - Variable read first, then written
 - vectorizable

```
for( i=0; i<N-1; i++)  
    a[i] = a[i+1] + b[i];
```



Loop Dependencies

- Read after Read
 - Not really a dependency
 - Vectorizable

```
for ( i=0; i<N; i++)  
    a[i] = b[i%2] + c[i];
```

- Write after Write
 - a.k.a “output” dependency
 - Variable written, then re-written
 - Not vectorizable

```
for ( i=0; i<N; i++)  
    a[i%2] = b[i] + c[i];
```



Loop Dependencies: Aliasing

- In C, pointers can hide data dependencies!
 - Memory regions they point to may overlap
- Is this safe?:

```
void compute(double *a,  
             double *b, double *c) {  
    for (i=1; i<N; i++) {  
        a[i]=b[i]+c[i];  
    }  
}
```

- .. Not if we give it the arguments `compute(a, a+1, c);`
 - Effectively, b is really `a[i-1]` → Read after Write dependency
- Compilers can usually cope, add bounds checking tests (overhead)



Vectorization Reports

- Shows which loops are or are not vectorized, and why
- Intel: `-vec-report=<n>`
 - 0: None
 - 1: Lists vectorized loops
 - 2: Lists loops not vectorized, with explanation
 - 3: Outputs additional dependency information
 - 4: Lists loops not vectorized, without explanation
 - 5: Lists loops not vectorized, with dependency information
- Reports are essential for determining where the compiler finds a dependency
- Compiler is conservative, you need to go back and verify that there really is a dependency.



Loop Dependencies: Vectorization Hints

- Compiler must prove there is no data dependency that will affect correctness of result
- Sometimes, this is impossible
 - e.g. unknown index offset, complicated use of pointers
- Intel compiler solution: IVDEP (Ignore Vector DEpendencies) hint.
 - Tells compiler “Assume there are no dependencies”

```
subroutine
vec1(s1,M,N,x)
...
!DEC$ IVDEP
do i = 1,N
  x(i) = x(i+M) + s1
end do
```

```
void vec1(double s1,int M,
          int N,double *x) {
...
#pragma IVDEP
for(i=0;i<N;i++) x[i]=x[i+M]+s1;
```



Compiler hints affecting vectorization

- For Intel compiler only
- Affect whether loop is vectorized or not
- `#pragma ivdep`
 - Assume no dependencies.
 - Compiler may vectorize loops that it would otherwise think are not vectorizable
- `#pragma vector always`
 - Always vectorize if technically possible to do so.
 - Overrides compiler's decision to not vectorize based upon cost
- `#pragma novector`
 - Do not vectorize



Loop Dependencies: Language Constructs

- C99 introduced 'restrict' keyword to language
 - Instructs compiler to assume addresses will not overlap, ever

```
void compute(double * restrict a,  
            double * restrict b, double * restrict c) {  
    for (i=1; i<N; i++) {  
        a[i]=b[i]+c[i];  
    }  
}
```

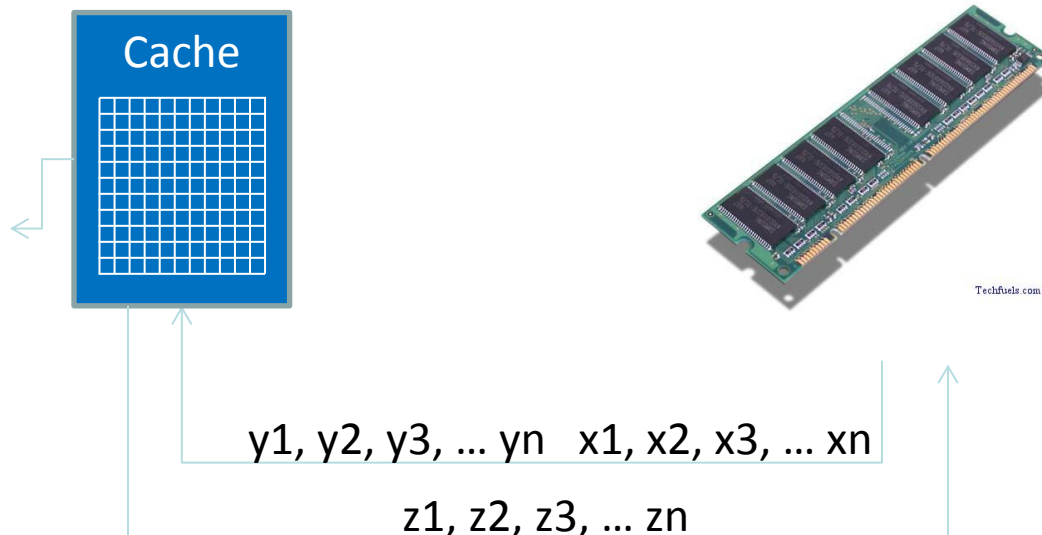
- May need compiler flags to use, e.g. `-restrict`, `-std=c99`



Cache and Alignment

$$\begin{bmatrix} z_1 \\ z_2 \\ z_3 \\ \vdots \\ z_n \end{bmatrix} = a * \begin{bmatrix} x_1 \\ x_2 \\ x_3 \\ \vdots \\ x_n \end{bmatrix} + \begin{bmatrix} y_1 \\ y_2 \\ y_3 \\ \vdots \\ y_n \end{bmatrix}$$

ymm2 ymm0 ymm1



- Optimal vectorization requires concerns beyond SIMD unit!
 - Registers: Alignment of data on 128, 256 bit boundaries
 - Cache: Cache is fast, memory is slow
 - Memory: Sequential access much faster than random/strided



Strided access

- Fastest usage pattern is “stride 1”: perfectly sequential
- Best performance when CPU can load L1 cache from memory in bulk, sequential manner
- Stride 1 constructs:
 - Iterating Structs of arrays vs arrays of structs
 - Multi dimensional array:
 - Fortran: stride 1 on “inner” dimension
 - C/C++: Stride 1 on “outer” dimension

```
do j = 1,n; do i=1,n  
  a(i,j)=b(i,j)*s  
enddo; endo
```

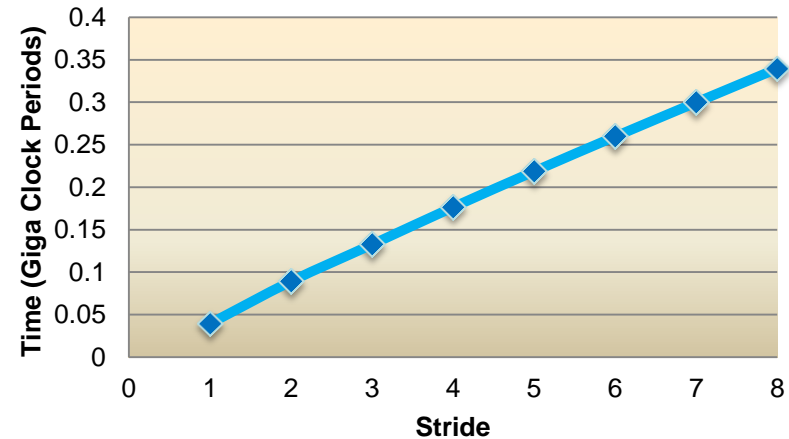
```
for (j=0;j<n;j++)  
  for (i=0;i<n;i++)  
    a[j][i]=b[j][i]*s;
```



Strided access

- Striding through memory reduces effective memory bandwidth!
 - For DP, roughly 1-stride/8
- Worse than non-aligned access. Lots of memory operations to populate a cache line, vector register

Memory Strided Add* Performance



```
*do i = 1, 4000000*istride, istride  
    a(i) = b(i) + c(i) * sfactor  
enddo
```



Diagnosing Cache and Memory deficiencies

- Obviously bad stride patterns may prevent vectorization at all:
 - In vector report: "vectorization possible but seems inefficient"
- Otherwise, may be difficult to detect
 - No obvious assembly instructions, other than a proliferation of loads and stores
 - Vectorization performance farther away from ideal than expected
- Profiling tools can help
 - PerfExpert (available at TACC)
 - Visualize CPU cycle waste spent in data access (L1 cache miss, TLB misses, etc)



Conclusion

- Vectorization occurs in tight loops “automatically” by the compiler
- Need to know where vectorization should occur, and verify that compiler is doing that.
- Need to know if a compiler’s failure to vectorize is legitimate
 - Fix code if so, use `#pragma` if not
- Need to be aware of caching and data access issues
 - Very fast vector units need to be well fed.